

BENETEAU

361



 BENETEAU

This may be the “biggest” 36 footer ever built.

The Beneteau 361.

From the first time sailing her, you will know the Beneteau 361 is something different. Revolutionary in design – both above and below decks – she is the latest addition to a new generation of Beneteau yachts.

**So Elegant And Spacious,
You May Forget She’s
Built To Cross Oceans.**

Even as you guide the Beneteau 361 over ocean swells, you can’t help but think of the pleasures that await at journey’s end.

You’ll find every needed amenity as you prepare for evening guests in one of the most seaworthy galleys afloat – complete with a large front-loading refrigerator and adjacent ice box. There are double stainless-steel sinks, a two-burner propane stove with oven, cupboards, and plenty of workspace. And the new Beneteau 361 is designed for

both serious cruisers and those who enjoy entertaining on-board. You’ll find plenty of storage space to stow all your cooking gear and supplies.

Entertaining in the salon is a delight. The large dining table and U-shaped settee convert to a berth for overnight guests.

Portside, there’s a comfortable settee or if you prefer, the optional salon layout has portside seats separated by an armrest cocktail table.

And, of course, there’s even more storage with a built-in bar locker and cupboards. The well-lighted interior boasts 6’4” headroom and features a large deck hatch with closing blind, halogen reading lights and overhead lights. A strong point for the navigator is the


chart table facing forward with plenty of working room, an outboard electrical panel and general instrument mounting surface.





Innovation That Makes Cruising Comfort. Arriving at the dock ahead of the crowd will afford you ample time to freshen up in her huge head, complete with a walk-in shower. In fact, the head boasts dimensions unheard of in boats of this length – like 6’4” headroom. And best all, the new Beneteau 361 features a large separate shower compartment with a teak seat.

Available in a two or three cabin version, the staterooms on the Beneteau 361 are beautiful in both form and function. With the 2-cabin version – perfect for the sailing couple – you’ll enjoy a large double berth. Livability is enhanced by reading lights and a large hanging locker. For a family of sailors, the 3-cabin version offers plenty of room for everyone aboard. And, there’s loads of storage space for your crew’s cargo in the built-in shelves and hanging lockers.



One Look At The Woodwork, And You’ll Know You’re Aboard A Beneteau. The exquisite woodwork that has become a Beneteau hallmark is also quite prevalent in the 361. The rich cherrywood-finish provides the warmth and elegance of true Beneteau yachts.

Beauty That’s Built In. Of course, while it’s the warm and innovative interiors that usually draw the first looks of appreciation, the real beauty of a Beneteau goes far deeper. Her powerful hull is made of solid GRP laminate with a structural grid using incorporated FRP floors. And it is reinforced with unidirectional roving. Her deck is composed of balsa sandwich for rigidity, sound and heat insulation. Structural bulkheads are bonded 360 degrees to hull and deck liners for maximum strength. In short, it goes far beyond mere beauty. It’s what makes her a true bluewater vessel.



Sense of Security Underway. The Beneteau 361 has been designed so that it can be easily sailed singlehanded. Her bulb/fin keel and low center of gravity give you maximum stability and efficiency on all points of sail. The standard in-mast furling main and roller furling genoa provide true ease of handling. Only the highest quality hardware is installed on her well laid-out deck. And the winches are within an arm's reach of the helm.

Safety and style are well represented in the deck layout as well. For safety, the 361 is outfitted with Beneteau's molded non-skid deck surfaces, double lifelines, wide walkways and numerous handrails. For style, you'll appreciate the large, leather-wrapped wheel, teak inlaid cockpit seats and swim platform.




A Beneteau Is Built To Last. For over a century, the Beneteau family has been constructing sailing vessels. It's a legacy that is handed down from one generation to the next...much like the yachts that we build. And the commitment grows stronger with

every new Beneteau sailboat that we launch.

We take great pride in providing our owners with long lasting value. Recognized as the world leader in design and fabrication of sailing yachts, we offer some of the most advanced techniques of construction and production in the industry to build the strongest and most durable yachts possible. Regardless of whether you're crossing the

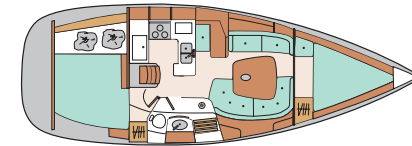
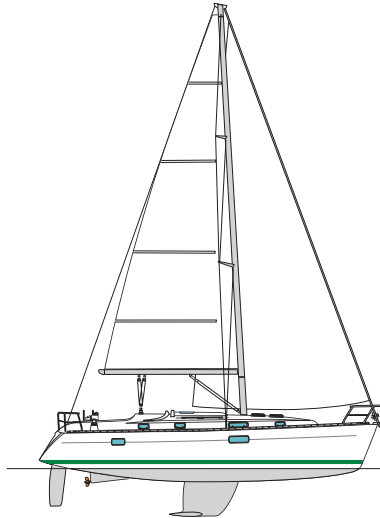
harbor or the Atlantic Ocean, the Beneteau 361 will fulfill your dreams on the water.



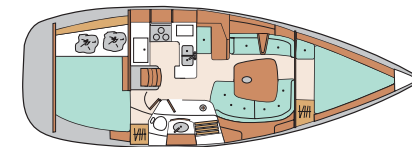
BENETEAU 361

SPECIFICATIONS

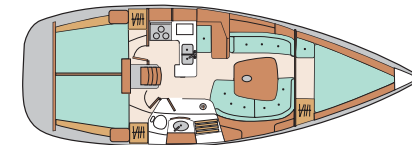
LOA.....	36'5"
Hull Length.....	35'5"
LWL.....	31'1"
Beam.....	12'6"
Draft.....	5'0"
Displacement.....	12,790 lbs (approx)
Ballast.....	4,156 lbs (approx)
Std Sail Area (roller furling main).....	688 sq ft
Designer:	BERRET-RACOUPEAU



Two cabin version



Optional main salon version



Three cabin version



The Sea Demands The Best

*Beneteau USA 24 North Market Street Charleston, South Carolina 29401
telephone 843-805-5000 fax 843-805-5010 www.beneteauusa.com*

The manufacturer reserves the right to alter equipment and specifications without notice. All specifications are approximations and are not contractual in nature.

6-02-10K-P